




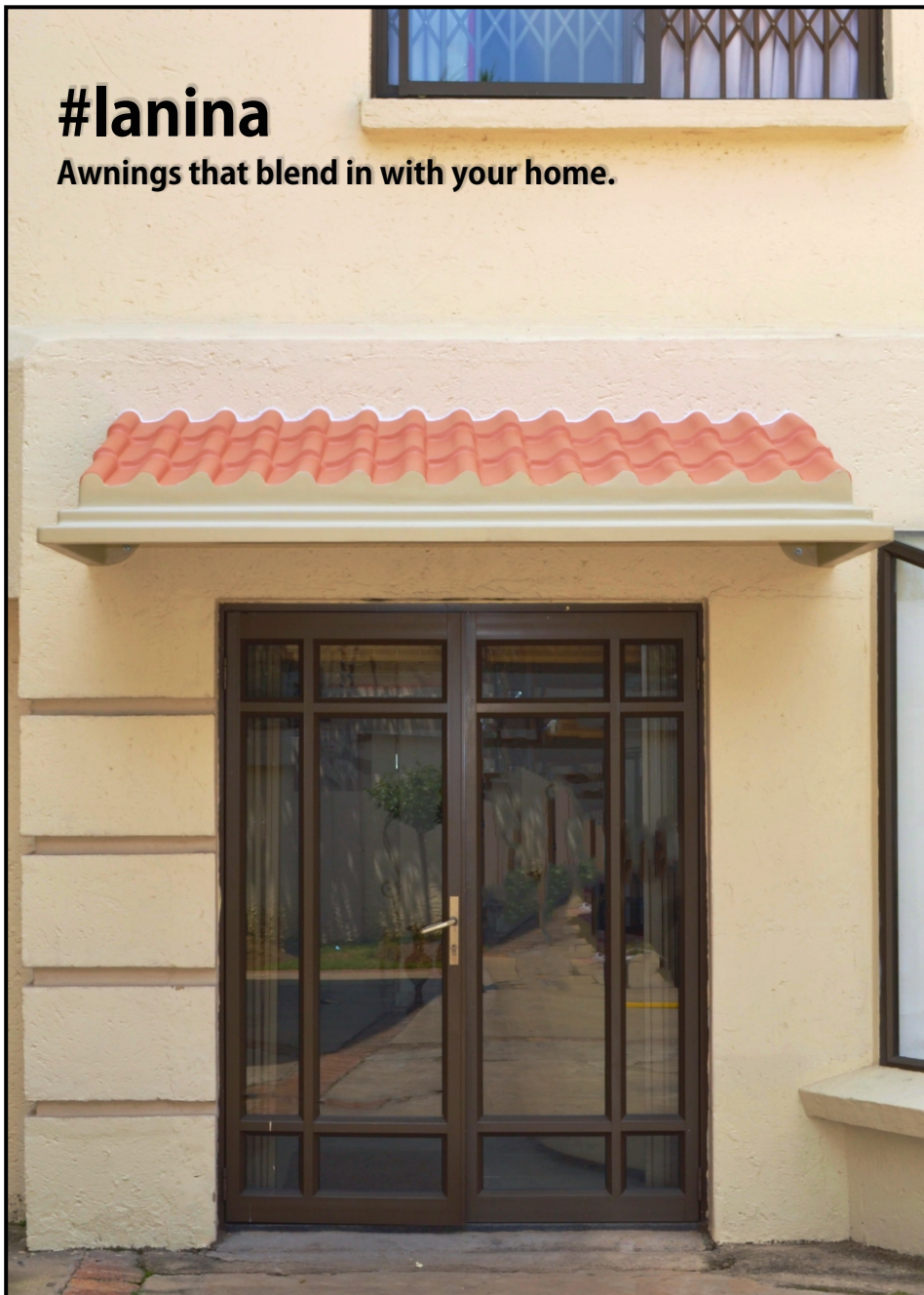
La Nina Awnings.



DREAMCAST
FIBREGLOSS

#lanina

Awnings that blend in with your home.




Why Fibreglass?



Why Choose La Niña Fibreglass Awnings?

These weather and UV resistant fibreglass awnings will protect your wooden frames and doors from sun & rain as well as help keep the rain out.

The awnings are designed to be painted so they can blend in with your home or complex with various roof tile options available.



- Spanish
- Tuscan
- Slate
- Wave

They will not rust or become tatty as with awnings made from steel or canvas.

Minimal maintenance is required and you are guaranteed that your awning will last for many years with only repainting and resealing that may be required.



#singledoor

Fits over any standard, single door.

Single Door.



Single Door Awning


Size: 1200mm x 1000mm

Available in 4 different roof tiles

*Unit Price: R2445, 00

*Installation: R400, 00

*Prices quoted per individual awning and include VAT



#trending

Double the Awning!
Fits over double doors and windows.

Double Door. ■



Double Door/ Window Awning

Size: 3000mm x 1000mm

Available in 4 different roof tile designs

*Unit Price: R4890, 00

*Installation: R650, 00

*Prices quoted per individual awning and include VAT

#patiopergola

This awning fits under your pergola giving your patio door that extra protection from the elements.



Pergola Awning.



Pergola Awning

Size: 2700mm x 600mm

Fits under Wooden Pergolas

***Unit Price: R2600, 00**

***Installation: R400, 00**

***Prices quoted per individual awning and include VAT**



#bespoke

Awnings can be customized too.

Custom Awnings.




Custom Awnings

Dreamcast Fibreglass can offer further options to meet your needs. By adding extra eaves or making the awning fit into or around a corner or adding two awnings with pillars for support. Using existing moulds, we can adapt our standard awnings to create a workable new look for you.



*Price Available on Request.
Pattern and mould prices may apply.

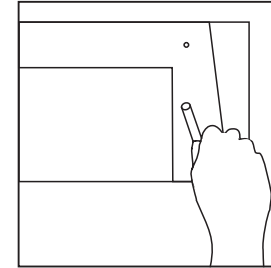


#diy


Follow these easy steps to install your awning.

Installation.

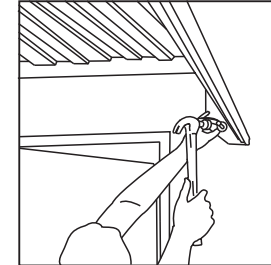
Installation Instructions




Place awning, with the help of someone, into position and mark holes



Drill holes using 8mm
Masonry Drill Bit



Hammer in supplied
knock-in anchor nails



Apply silicone sealant
in-between gaps

#legalstuff

Please note:

Terms:

E&OE

50% deposit and strictly COD thereafter.

Delivery Dates: We do not keep stock of the awnings. All Awnings are made to order.

Delivery is approximately 4 -6 weeks. No order can commence without the deposit being paid.

We work on a first come first served basis and delivery time lines are dependent on what the work load is at the time of order.

If Dreamcast Fibreglass is to install the awnings, tenant/ owner must please ensure no light/ electrical fixtures are in the way and these are to be removed by themselves/ complex maintenance/ handy man. Dreamcast Fibreglass cannot be held responsible if there are water pipes or electrical wires in the wall and they are drilled through while doing installation.

The waterproof seal between the wall and awning, as well as, paint must be maintained by the tenant/ owner as we use a third-party product and we cannot guarantee if the product (seal or paint) fails for whatever reason. We will come and reseal should there be problems within the first 30-45 days after installation/invoice date. Usual wear and tear will happen and this is to be maintained by the tenant.

Prices may vary on measuring the area where the awning is required, or on receipt of final drawings, artwork or specifications for custom awnings.

Prices do not include shipping, custom fees and any other over the border expenses, should these apply. Please arrange your own local or over the border transport if we are not installing.

Prices do not include any other installation/delivery/freighting/installation steel/ vinyl/ artwork/ paint finish etc, unless otherwise stated.

Prices quoted above are firm for 30 days and include VAT.

Moulds remain the property of Dreamcast Fibreglass.

The quoted customer and its representatives acknowledge and understand that the Awnings remains the intellectual capital and property of Dreamcast Fibreglass and will not have this reproduced anywhere else.

All products not paid in full remain the property of Dreamcast Fibreglass.

Should payments not be made within 7 days of completion of any order, all collection agency costs (about 20% of the total balance due) and/ or legal costs will be paid to Dreamcast Fibreglass by the above-mentioned customer. By placing an order based on this quotation catalogue, the customer agrees to these terms and conditions.